

A black ceramic lamp with a wooden frame is positioned on a wooden floor. The lamp has a conical shade and a wooden arm. The floor is made of dark wood planks. The text "MEETING 06/2015" is overlaid on the image.

MEETING

06/2015

LEA
CERAMICHE

lancé

BIO RECOVER

01





**BIO RECOVER
GOLDEN FLAME**

Pavimento / Floor
nat. rett. 20x180cm / 8"x71"

**BIO RECOVER
GOLDEN FLAME**

Pavimento / Floor
nat. rett. 20x180cm / 8"x71"





**BIO RECOVER
GOLDEN FLAME**

Pavimento / Floor
nat. rett. 20x180cm / 8"x71"



**BIO RECOVER
WARM CREAM**

Pavimento / Floor
nat. rett. 20x180cm / 8"x71"







**BIO RECOVER
WARM CREAM**

Pavimento / Floor
nat. rett. 20x180cm / 8"x71"



**BIO RECOVER
OLD WALNUT**

Pavimento / Floor
nat. rett. 20x180cm / 8"x71"



WEEKEND JOURNAL
Reliving the Glory of Ancient Ba
The Last of the Great
lds
Law

THE WALL STREET JOURNAL
Suprem Obama





BIO RECOVER OLD WALNUT

Pavimento / Floor
nat. rett. 20x180cm / 8"x71"





**BIO RECOVER
OLD WALNUT**

Pavimento / Floor
nat. rett. 20x180cm / 8"x71"

WARM CREAM



20x180cm / 8"x71"
nat. rett. (spessore 12mm)

LG4BR20



20x121,5cm / 8"x48"
nat. (spessore 10,5mm)

LG0BR20

GOLDEN FLAME



20x180cm / 8"x71"
nat. rett. (spessore 12mm)

LG4BR00



20x121,5cm / 8"x48"
nat. (spessore 10,5mm)

LG0BR00

OLD WALNUT



20x180cm / 8"x71"
nat. rett. (spessore 12mm)

LG4BR10

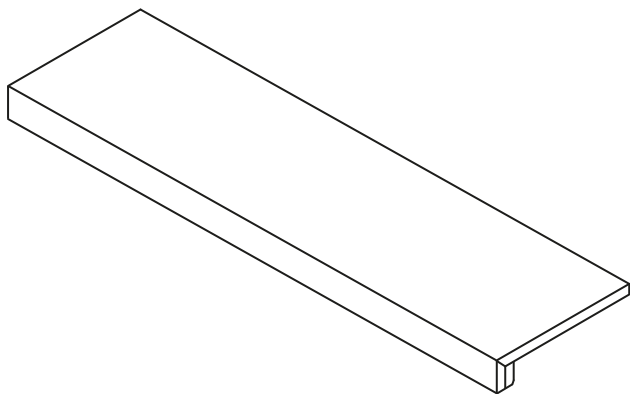


20x121,5cm / 8"x48"
nat. (spessore 10,5mm)

LG0BR10

BIO RECOVER PEZZI SPECIALI

TRIMS_PIECES SPÉCIALES_FORMSTÜCKE

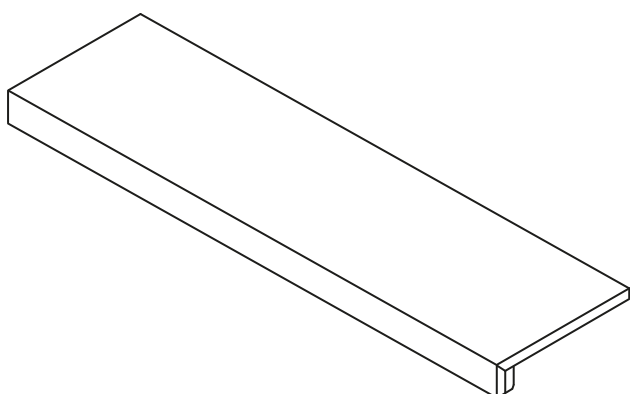


ANGOLO SX GRADINO PLUS*

35x120cm / 13^{3/4}"x48"

golden flame
old walnut
warm cream

LG9BRS0
LG9BRS1
LG9BRS2

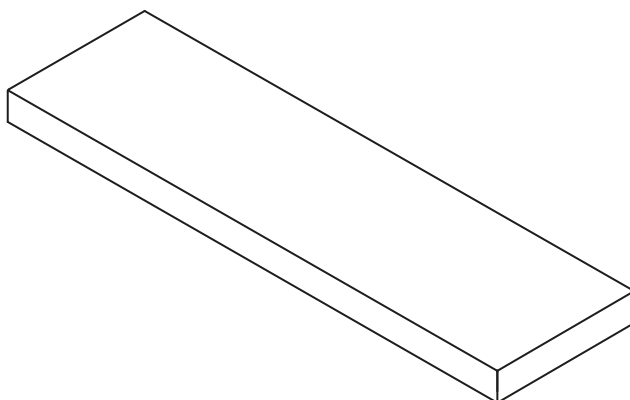
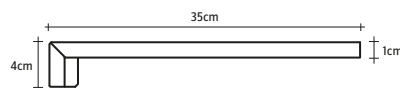


GRADINO PLUS*

35x120cm / 13^{3/4}"x48"

golden flame
old walnut
warm cream

LG9BRP0
LG9BRP1
LG9BRP2

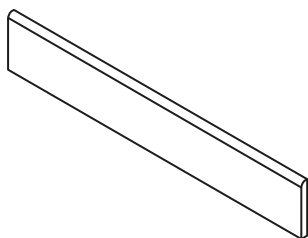


ANGOLO DX GRADINO PLUS*

35x120cm / 13^{3/4}"x48"

golden flame
old walnut
warm cream

LG9BRD0
LG9BRD1
LG9BRD2



BATTISCOPA

10x60cm / 4"x24"

golden flame
old walnut
warm cream

LGBBR00
LGBBR10
LGBBR20

*su richiesta. Per maggiori informazioni circa quantità minime e tempi di consegna rivolgersi all'ufficio commerciale. - upon request. For more information about minimum quantities and delivery times please contact the sales department. - sur demande. Pour plus d'informations sur les quantités minimales et délais de livraison s'il vous plaît contacter le département des ventes. - auf Anfrage. Für weitere Infos über die Mindestmengen und Lieferzeiten wenden Sie sich bitte an unserer Verkaufsabteilung. - bajo pedido. Para mayor información sobre la cantidad mínima y plazo de entrega contactar nuestra oficina comercial.

GRANDE PIERRE

— 21

**GRANDE PIERRE
ECRU**

Pavimento / Floor
nat. 60,8x60,8cm / 24"x24"
nat. 40,4x60,8cm / 16"x24"
nat. 40,4x40,4cm / 16"x16"









**GRANDE PIERRE
ECRU**

Pavimento / Floor
nat. 60,8x60,8cm / 24"x24"
nat. 40,4x60,8cm / 16"x24"
nat. 40,4x40,4cm / 16"x16"



**GRANDE PIERRE
DORÉ**

Pavimento / Floor

nat. 60,8x60,8cm / 24"x24"

nat. 40,4x60,8cm / 16"x24"

nat. 40,4x40,4cm / 16"x16"







**GRANDE PIERRE
DORÉ**

Pavimento / Floor

nat. 60,8x60,8cm / 24"x24"

nat. 40,4x60,8cm / 16"x24"

nat. 40,4x40,4cm / 16"x16"





**GRANDE PIERRE
GRISE**

Pavimento / Floor
nat. 60,8x60,8cm / 24"x24"



DORÈ



60x60cm / 24"x24"
nat. rett. (spessore 10mm) LGWLE21
grip rett. (spessore 10mm) LGWLE26

ECRU



60x60cm / 24"x24"
nat. rett. (spessore 10mm) LGWLE11
grip rett. (spessore 10mm) LGWLE16

GRISE



60x60cm / 24"x24"
nat. rett. (spessore 10mm) LGWLE01
grip rett. (spessore 10mm) LGWLE06



60,8x60,8cm / 24"x24"
nat. (spessore 10mm) LGWLE20



60,8x60,8cm / 24"x24"
nat. (spessore 10mm) LGWLE10



60,8x60,8cm / 24"x24"
nat. (spessore 10mm) LGWLE00



40,4x60,8cm / 16"x24"
nat. (spessore 10mm) LGJLE20




40,4x60,8cm / 16"x24"
nat. (spessore 10mm) LGJLE10



40,4x60,8cm / 16"x24"
nat. (spessore 10mm) LGJLE00



40,4x40,4cm / 16"x16"
nat. (spessore 10mm) LGULE20



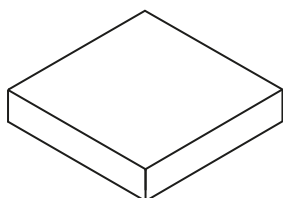
40,4x40,4cm / 16"x16"
nat. (spessore 10mm) LGULE10



40,4x40,4cm / 16"x16"
nat. (spessore 10mm) LGULE00

GRANDE PIERRE PEZZI SPECIALI

TRIMS_PIECES SPECIALES_FORMSTÜCKE

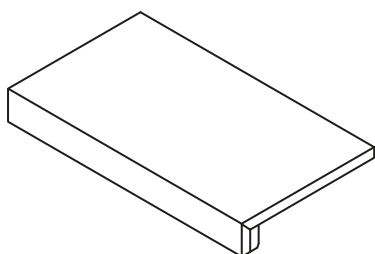


ANGOLO SX / DX GRADINO PLUS nat. rett.*

35x35cm / 13^{3/4}"x13^{3/4}"

dorè
ecru
grise

LG9LEA2
LG9LEA1
LG9LEA0

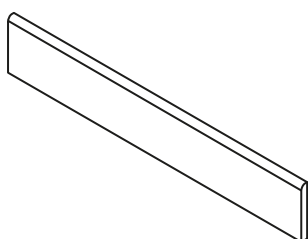


GRADINO PLUS nat. rett.*

35x60cm / 13^{3/4}"x24"

dorè
ecru
grise

LG9LE20
LG9LE10
LG9LE00



BATTISCOPA nat. rett.

10x60cm / 4"x24"

dorè
ecru
grise

LGBLER2
LGBLER1
LGBLERO

BATTISCOPA nat.

10x60,8cm / 4"x24"

dorè
ecru
grise

LGBLE20
LGBLE10
LGBLE00

*Su richiesta. Per maggiori informazioni circa quantità minime e tempi di consegna rivolgersi all'ufficio commerciale.

Upon request. For more information about minimum quantities and delivery times please contact the sales department.

Sur demande. Pour plus d'informations sur les quantités minimales et délais de livraison s'il vous plaît contacter le département des ventes.

Auf Anfrage. Für weitere Infos über die Mindestmengen und Lieferzeiten wenden Sie sich bitte an unserer Verkaufsabteilung.

BIO LUMBER



**BIO LUMBER
LODGE GROVE**

Pavimento / Floor
nat. rett. 30x120cm / 12"x48"



**BIO LUMBER
LODGE GREIGE**

Pavimento / Floor
nat. rett. 20x120cm / 8"x48"







**BIO LUMBER
LODGE BROWN**

Pavimento / Floor
nat. rett. 20x120cm / 8"x48"





**BIO LUMBER
LODGE GREY**

Pavimento / Floor
nat. rett. 20x120cm / 8"x48"



LODGE GROVE



30x120cm / 12"x48"
nat. rett. (spessore 10mm)

LG6BL30



20x120cm / 8"x48"
nat. rett. (spessore 10mm)

LG7BL30

LODGE GREIGE



30x120cm / 12"x48"
nat. rett. (spessore 10mm)

LG6BL10



20x120cm / 8"x48"
nat. rett. (spessore 10mm)

LG7BL10

LODGE BROWN



30x120cm / 12"x48"
nat. rett. (spessore 10mm)

LG6BL00



20x120cm / 8"x48"
nat. rett. (spessore 10mm)

LG7BL00

LODGE GREY



30x120cm / 12"x48"
nat. rett. (spessore 10mm)

LG6BL20

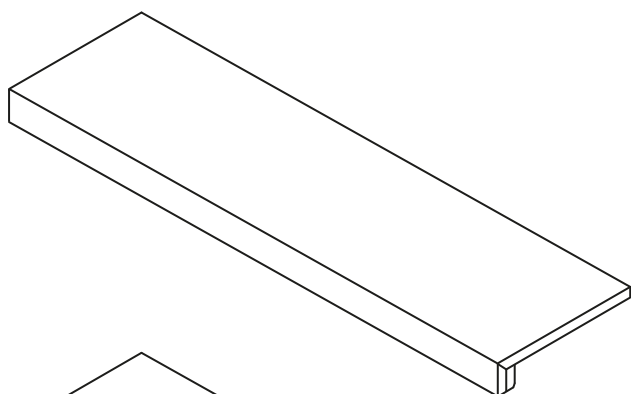


20x120cm / 8"x48"
nat. rett. (spessore 10mm)

LG7BL20

BIO LUMBER PEZZI SPECIALI

TRIMS_PIECES SPECIALES_FORMSTÜCKE

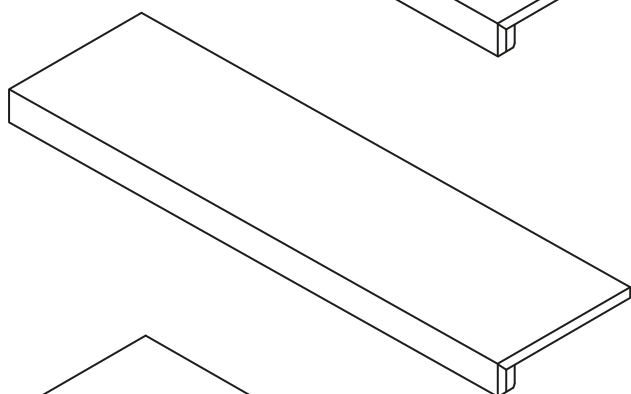


ANGOLO SX GRADINO PLUS*

35x120cm / 13^{3/4}"x48"

lodge greige
lodge brown
lodge grey
lodge grove

LG9BLS1
LG9BLS0
LG9BLS2
LG9BLS3

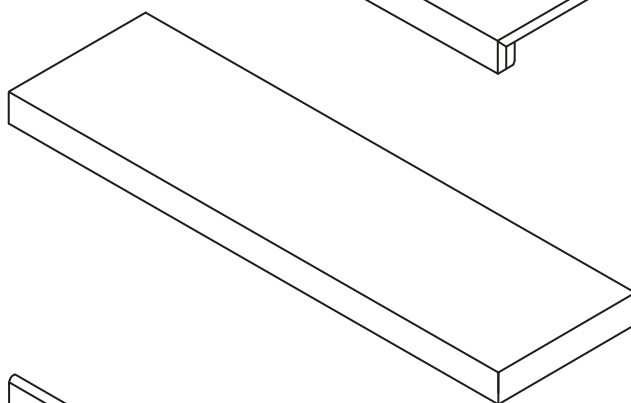
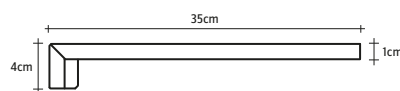


GRADINO PLUS*

35x120cm / 13^{3/4}"x48"

lodge greige
lodge brown
lodge grey
lodge grove

LG9BL10
LG9BL00
LG9BL20
LG9BL30

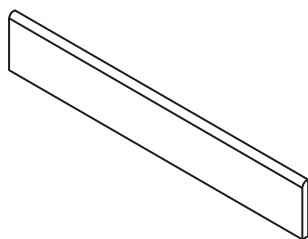


ANGOLO DX GRADINO PLUS*

35x120cm / 13^{3/4}"x48"

lodge greige
lodge brown
lodge grey
lodge grove

LG9BLD1
LG9BLD0
LG9BLD2
LG9BLD3

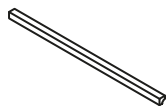


BATTISCOPIA

10x60cm / 4"x24"

lodge greige
lodge brown
lodge grey
lodge grove

LGBBL10
LGBBL00
LGBBL20
LGBBL30



RACCORDO JOLLY

1,3x30cm / 1/2"x12"

lodge greige
lodge brown
lodge grey
lodge grove

LG9BL61
LG9BL60
LG9BL62
LG9BL63



BEAK JOLLY

1,3x2cm / 1/2"x3/4"

lodge greige
lodge brown
lodge grey
lodge grove

LG9BL51
LG9BL50
LG9BL52
LG9BL53

*su richiesta. Per maggiori informazioni circa quantità minime e tempi di consegna rivolgersi all'ufficio commerciale. - upon request. For more information about minimum quantities and delivery times please contact the sales department. - sur demande. Pour plus d'informations sur les quantités minimales et délais de livraison s'il vous plaît contacter le département des ventes. - auf Anfrage. Für weitere Infos über die Mindestmengen und Lieferzeiten wenden Sie sich bitte an unserer Verkaufsabteilung. - bajo pedido. Para mayor información sobre la cantidad mínima y plazo de entrega contactar nuestra oficina comercial.

SYSTEM L2

49

SYSTEM L2 FORMATI E COLORI

SIZES AND COLORS_FORMATATS ET COULEURS_FORMATE UND FARBEN

LIME L2




60x60cm / 24"x24"
nat. rett. LGWK201
60,4x60,4cm / 24"x24"
nat. LGWK200

CENDRE L2




60x60cm / 24"x24"
nat. rett. LGWK211
60,4x60,4cm / 24"x24"
nat. LGWK210

OAK PATINATO CHIARO L2



60x60cm / 24"x24"
nat. rett. LGWK221
60,4x60,4cm / 24"x24"
nat. LGWK220

OAK PATINATO SCURO L2



60x60cm / 24"x24"
nat. rett. LGWK231
60,4x60,4cm / 24"x24"
nat. LGWK230

DORAL L2



60x60cm / 24"x24"
nat. rett. LGWK241
60,4x60,4cm / 24"x24"
nat. LGWK240

SILVER L2



60x60cm / 24"x24"
nat. rett. LGWK251
60,4x60,4cm / 24"x24"
nat. LGWK250

GNEISS L2



60x60cm / 24"x24"
nat. rett. LGWK261
60,4x60,4cm / 24"x24"
nat. LGWK260

DORÈ L2



60x60cm / 24"x24"
nat. rett.
60,4x60,4cm / 24"x24"
nat.

LGWK279
LGWK278

ECRU L2



60x60cm / 24"x24"
nat. rett.
60,4x60,4cm / 24"x24"
nat.

LGWK276
LGWK275

GRISE L2



60x60cm / 24"x24"
nat. rett.
60,4x60,4cm / 24"x24"
nat.

LGWK271
LGWK270

LODGE GREIGE L2



30x120cm / 12"x48"
nat. rett.

LG6K215

LODGE BROWN L2



30x120cm / 12"x48"
nat. rett.

LG6K205

BIO RECOVER

articolo			scatola			europallet		
			pz.	mq	kg	scat.	mq	kg
fondo	20x180	8"x71"	3	1,08	30,0	48	51,8	1440,0
fondo	20x121,5	8"x48"	5	1,22	29,0	24	29,2	696,00
battiscopa	10x60	4"x24"	12	7,2 m.l.	18,0	60	432,0 m.l.	1080,0
gradino plus	35x120	13 ³ / ₄ "x48"	2	0,84	23,2	24	20,2	556,8
angolo gradino plus	35x120	13 ³ / ₄ "x48"	1	0,42	12,0	24	10,1	288,0

GRANDE PIERRE

articolo			scatola			europallet		
			pz.	mq	kg	scat.	mq	kg
fondo	60x60	24"x24"	4	1,44	32,3	32	46,1	1033,6
fondo	60,8x60,8	24"x24"	4	1,48	32,8	32	47,3	1049,6
fondo	40,4x60,8	16"x24"	5	1,23	28,8	48	59,0	1382,4
fondo	40,4x40,4	16"x16"	7	1,14	26,8	52	59,4	1393,6
battiscopa	10x60	4"x24"	12	7,2 m.l.	16,0	60	432,0 m.l.	960,0
battiscopa	10x60,8	4"x24"	12	7,3 m.l.	16,0	60	437,8 m.l.	960,0
gradino plus	35x60	13 ³ / ₄ "x24"	4	0,84	21,2	16	13,4	339,2
angolo gradino plus	35x35	13 ³ / ₄ "x13 ³ / ₄ "	2	0,25	8,0	24	5,9	192,0

SYSTEM L2

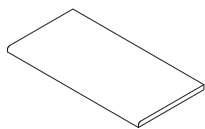
articolo			scatola			europallet		
			pz.	mq	kg	scat.	mq	kg
fondo	30x120	12"x48"	2	0,72	33,3	16	11,5	532,0
fondo	60,4x60,4	24"x24"	2	0,73	33,5	32	23,3	1072,0
fondo	60x60	24"x24"	2	0,72	32,5	32	23,0	1040,0
costa toro	30x60	12"x24"	1	0,18	8,1	100	18,0	812,5
costa toro angolare	30x60	12"x24"	1	0,14	6,1	100	13,5	610,0
costa retta	30x60	12"x24"	1	0,18	8,1	100	18,0	812,5
costa retta angolare	30x60	12"x24"	1	0,14	6,1	100	13,5	610,0
costa toro step	30x60	12"x24"	1	0,18	8,1	100	18,0	812,5
costa retta step	30x60	12"x24"	1	0,18	8,1	100	18,0	812,5
costa toro con gocc.	30x60	12"x24"	1	0,18	8,1	100	18,0	812,5
costa retta con gocc.	30x60	12"x24"	1	0,18	8,1	100	18,0	812,5
griglia	15x60	6"x24"	2	0,18	8,0	100	18,0	800,0
griglia angolare	15x60	6"x24"	2	0,16	7,0	100	15,8	700,0

BIO LUMBER

articolo			scatola			europallet		
			pz.	mq	kg	scat.	mq	kg
fondo	30x120	12"x48"	4	1,44	34,0	18	25,9	612,0
fondo	20x120	8"x48"	5	1,20	27,8	24	28,8	666,0
battiscopa	10x60	4"x24"	12	7,2 m.l.	18,0	60	432,0 m.l.	1080,0
gradino plus	35x120	13 ³ / ₄ "x48"	2	0,84	23,2	24	20,2	556,8
angolo gradino plus	35x120	13 ³ / ₄ "x48"	1	0,42	12,0	24	10,1	288,0
raccordo jolly	1,3x30	1/2"x12"	16	-	1,3	-	-	-
beak jolly	1,3x2	1/2"x3/4"	4	-	0,1	-	-	-

SYSTEM L2 PEZZI SPECIALI

TRIMS_PIECES SPECIALES_FORMSTÜCKE

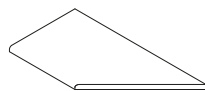


COSTA TORO rett.

30x60cm / 12"x24"

lime L2
cendre L2
oak patinato chiaro L2
oak patinato scuro L2
doral L2
silver L2
gneiss L2
ecru L2
dorè L2
grise L2
lodge greige L2
lodge brown L2

LGVK2F0
LGVK2F1
LGVK2F2
LGVK2F3
LGVK2F4
LGVK2F5
LGVK2F6
LGVK226
LGVK225
LGVK227
LGVK229
LGVK228

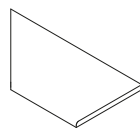


COSTA TORO ANGOLARE DX rett.

30x60cm / 12"x24"

lime L2
cendre L2
oak patinato chiaro L2
oak patinato scuro L2
doral L2
silver L2
gneiss L2
ecru L2
dorè L2
grise L2
lodge greige L2
lodge brown L2

LGVK2Y0
LGVK2Y1
LGVK2Y2
LGVK2Y3
LGVK2Y4
LGVK2Y5
LGVK2Y6
LGVK211
LGVK210
LGVK212
LGVK214
LGVK213

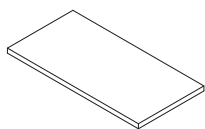


COSTA TORO ANGOLARE SX rett.

30x60cm / 12"x24"

lime L2
cendre L2
oak patinato chiaro L2
oak patinato scuro L2
doral L2
silver L2
gneiss L2
ecru L2
dorè L2
grise L2
lodge greige L2
lodge brown L2

LGVK2K0
LGVK2K1
LGVK2K2
LGVK2K3
LGVK2K4
LGVK2K5
LGVK2K6
LGVK206
LGVK205
LGVK207
LGVK209
LGVK208

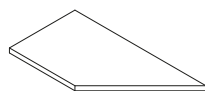


COSTA RETTA rett.

30x60cm / 12"x24"

lime L2
cendre L2
oak patinato chiaro L2
oak patinato scuro L2
doral L2
silver L2
gneiss L2
ecru L2
dorè L2
grise L2
lodge greige L2
lodge brown L2

LGVK2C0
LGVK2C1
LGVK2C2
LGVK2C3
LGVK2C4
LGVK2C5
LGVK2C6
LGVK201
LGVK200
LGVK202
LGVK204
LGVK203

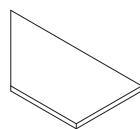


COSTA RETTA ANGOLARE DX rett.

30x60cm / 12"x24"

lime L2
cendre L2
oak patinato chiaro L2
oak patinato scuro L2
doral L2
silver L2
gneiss L2
ecru L2
dorè L2
grise L2
lodge greige L2
lodge brown L2

LGVK2E0
LGVK2E1
LGVK2E2
LGVK2E3
LGVK2E4
LGVK2E5
LGVK2E6
LGVK221
LGVK220
LGVK222
LGVK224
LGVK223

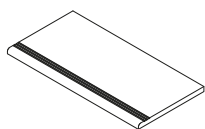


COSTA RETTA ANGOLARE SX rett.

30x60cm / 12"x24"

lime L2
cendre L2
oak patinato chiaro L2
oak patinato scuro L2
doral L2
silver L2
gneiss L2
ecru L2
dorè L2
grise L2
lodge greige L2
lodge brown L2

LGVK2D0
LGVK2D1
LGVK2D2
LGVK2D3
LGVK2D4
LGVK2D5
LGVK2D6
LGVK216
LGVK215
LGVK217
LGVK219
LGVK218

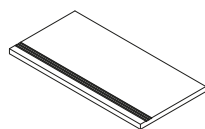


COSTA TORO STEP rett.

30x60cm / 12"x24"

lime L2
cendre L2
oak patinato chiaro L2
oak patinato scuro L2
doral L2
silver L2
gneiss L2
ecru L2
dorè L2
grise L2
lodge greige L2
lodge brown L2

LGVK2J0
LGVK2J1
LGVK2J2
LGVK2J3
LGVK2J4
LGVK2J5
LGVK2J6
LGVK236
LGVK235
LGVK237
LGVK239
LGVK238

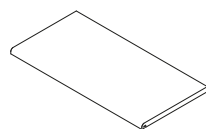


COSTA RETTA STEP rett.

30x60cm / 12"x24"

lime L2
cendre L2
oak patinato chiaro L2
oak patinato scuro L2
doral L2
silver L2
gneiss L2
ecru L2
dorè L2
grise L2
lodge greige L2
lodge brown L2

LGVK2G0
LGVK2G1
LGVK2G2
LGVK2G3
LGVK2G4
LGVK2G5
LGVK2G6
LGVK231
LGVK230
LGVK232
LGVK234
LGVK233



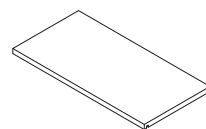
COSTA TORO CON GOCCIOLATOIO rett.

30x60cm / 12"x24"

lime L2
cendre L2
oak patinato chiaro L2
oak patinato scuro L2
doral L2
silver L2
gneiss L2
ecru L2
dorè L2
grise L2
lodge greige L2
lodge brown L2



LGVK2L0
LGVK2L1
LGVK2L2
LGVK2L3
LGVK2L4
LGVK2L5
LGVK2L6
LGVK241
LGVK240
LGVK242
LGVK244
LGVK243



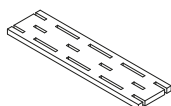
COSTA RETTA CON GOCCIOLATOIO rett.

30x60cm / 12"x24"

lime L2
cendre L2
oak patinato chiaro L2
oak patinato scuro L2
doral L2
silver L2
gneiss L2
ecru L2
dorè L2
grise L2
lodge greige L2
lodge brown L2



LGVK2M0
LGVK2M1
LGVK2M2
LGVK2M3
LGVK2M4
LGVK2M5
LGVK2M6
LGVK246
LGVK245
LGVK247
LGVK249
LGVK248

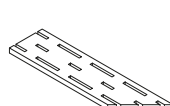


GRIGLIA rett.

15x60cm / 6"x24"

lime L2
cendre L2
oak patinato chiaro L2
oak patinato scuro L2
doral L2
silver L2
gneiss L2
ecru L2
dorè L2
grise L2
lodge greige L2
lodge brown L2

LG1K2G0
LG1K2G1
LG1K2G2
LG1K2G3
LG1K2G4
LG1K2G5
LG1K2G6
LG1K201
LG1K200
LG1K202
LG1K204
LG1K203

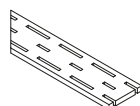


GRIGLIA ANGOLARE DX rett.

15x60cm / 6"x24"

lime L2
cendre L2
oak patinato chiaro L2
oak patinato scuro L2
doral L2
silver L2
gneiss L2
ecru L2
dorè L2
grise L2
lodge greige L2
lodge brown L2

LG1K2D0
LG1K2D1
LG1K2D2
LG1K2D3
LG1K2D4
LG1K2D5
LG1K2D6
LG1K206
LG1K205
LG1K207
LG1K209
LG1K208



GRIGLIA ANGOLARE SX rett.
















15x60cm / 6"x24"

lime L2
cendre L2
oak patinato chiaro L2
oak patinato scuro L2
doral L2
silver L2
gneiss L2
ecru L2
dorè L2
grise L2
lodge greige L2
lodge brown L2









LG1K2S0
LG1K2S1
LG1K2S2
LG1K2S3
LG1K2S4
LG1K2S5
LG1K2S6
LG1K211
LG1K210
LG1K212
LG1K214
LG1K213

CARATTERISTICHE TECNICHE

TECHNICAL CHARACTERISTICS_CARACTÉRISTIQUES TECHNIQUES_TECHNISCHE EIGENSCHAFTEN

		BIO LUMBER	BIO RECOVER	GRANDE PIERRE	SYSTEM L2
	gres tutta massa UGL full-body porcelain grès cérame en pleine masse vollgemischtes durchgefärbtes feinsteinzeug	spessore 10mm spessore 20mm (30x120) thickness épaisseur stärke	spessore 12mm (20x180) spessore 10,5mm (20x121,5) thickness épaisseur stärke	spessore 10mm spessore 20mm (60x60) thickness épaisseur stärke	spessore 20mm thickness épaisseur stärke
	caratteristiche tecniche* technical characteristics caractéristiques techniques technische eigenschaften	metodo di prova test method methode d'essai prüfmethode	fondi plain tile fond unifliese	fondi plain tile fond unifliese	fondi plain tile fond unifliese
	assorbimento d'acqua (E) water absorption (E) absorption d'eau (E) wasserabsorption (E)	iso 10545-3	≤ 0,04%	≤ 0,04%	≤ 0,04%
	resistenza al gelo frost resistance résistance au gel frostbeständigkeit	iso 10545-12	resistente resistant résistant beständig	resistente resistant résistant beständig	resistente resistant résistant beständig
	resistenza alla flessione bending strength résistance à la flexion beigefestigkeit	iso 10545-4	≥ 50 N/mm ²	≥ 50 N/mm ²	≥ 50 N/mm ²
	sforzò di rottura (S) breaking strength (S) chargement de rupture (S) bruchlast (S)	iso 10545-4	spess. 10mm ≥ 2500 N spess. 20mm ≥ 13600 N	spess. 12mm ≥ 3000 N spess. 10,5mm ≥ 2500 N	spess. 10mm ≥ 2500 N spess. 20mm ≥ 13600 N
	resistenza all'abrasione profonda resistance to deep abrasion résistance à l'abrasion profonde widerstand gegen tiefenabrier	iso 10545-6	≤ 145 mm ³	≤ 145 mm ³	≤ 145 mm ³
	dilatazione termica lineare linear thermal expansion dilatation thermique linéaire thermische dilatation	iso 10545-8	α≤7x10 ⁻⁶ °C ⁻¹	α≤7x10 ⁻⁶ °C ⁻¹	α≤7x10 ⁻⁶ °C ⁻¹
	resistenza agli sbalzi termici thermal shock resistance résistance aux chocs thermiques temperatur wechselbeständigkeit	iso 10545-9	resistente resistant résistant beständig	resistente resistant résistant beständig	resistente resistant résistant beständig
	resistenza attacco chimico chemical resistance résistance chimique chemischee beständigkeit	iso 10545-13	uha, ula resistente resistant résistant beständig	uha, ula resistente resistant résistant beständig	uha, ula resistente resistant résistant beständig
	resistenza alle macchie stain resistance résistance aux taches fleckenbeständigkeit	iso 10545-14	5 resistente resistant résistant beständig	5 resistente resistant résistant beständig	5 resistente resistant résistant beständig
	resistenza allo scivolamento slip resistance résistance au glissement rutschfestigkeit	din 51130	r10 r11 (20mm)	r10	r9 (nat.) r11 (grip / 20mm)
	resistenza allo scivolamento slip resistance résistance au glissement rutschfestigkeit	din 51097	B (A+B) C (A+B+C) (20mm)	B (A+B)	C (A+B+C) (grip / 20mm)
	coefficiente di attrito dinamico dynamic friction coefficient coefficient de friction dynamique dynamischer reibungskoeffizient	B.C.R. tortus	μ>0,40	μ>0,40	μ>0,40
	dynamic coefficient of friction (DCOF)	ANSI A 137.1:2012 (BOT 3000)	DCOF≥0.42	DCOF≥0.42	DCOF≥0.42
	wet pendulum test AUS	AS 4586:2013	class P3(X) class P4(W) (20mm)	-	class P4(W) (grip / 20mm)
	stonalizzazione shading denuançage spielfarbig		V4	V4	V4

*ISO 13006-G Bla UGL – EN 14411-G Bla UGL – ANSI A 137.1 (Unglazed Porcelain Tiles - Class P1)

impieghi uses emploi anwendungsbereiche	
 alberghi hotels hotels hotels	 locali pubblici public spaces lieux publics öffentliche bereiche
 abitazioni housing maisons wohnbereiche	 aeroporti airports aeroports flughafen
 bar - ristoranti bar - restaurants bar - restaurants cafés - restaurants, gasthäuser	 centri commerciali malls centre commerciaux einkaufszentren
 negozi shops magasins geschäfte	 stazioni train stations gares bahnhöfe

Le rappresentazioni fotografiche e descrittive dei prodotti di Lea Ceramiche riportate sui depliant, sui cataloghi e sugli altri materiali pubblicitari dell'azienda, sono puramente illustrative dello specifico prodotto rappresentato. Si precisa infatti che, successivamente alla pubblicazione dei materiali pubblicitari dell'azienda, il prodotto potrebbe subire leggere modifiche nel relativo processo produttivo, al fine di renderlo tecnologicamente migliore. Tali aggiustamenti tecnologici potrebbero determinare lievi differenze, anche estetiche e/o cromatiche, nel prodotto medesimo, con la conseguenza che lo stesso potrebbe risultare diverso da come rappresentato e/o illustrato e/o descritto nel materiale pubblicitario di Lea Ceramiche. Tali differenze non potranno essere in alcun modo considerate dall'acquirente un vizio e/o difetto del materiale ceramico stesso, bensì una caratteristica dello specifico prodotto. Tutti i materiali ceramici che imitano pietre naturali presentano differenze di colore e sfumature che non potranno in nessun modo essere considerate quale difetto del prodotto, ma bensì una qualità caratteristica di tali tipi di produzione.

The photographs and descriptions of Lea Ceramiche products given in the brochures, catalogues and other corporate advertising materials aim merely to represent the specific products. After the publication of the corporate advertising materials, the products may be slightly modified as a result of technological improvements. Such technological modifications may lead to slight differences in appearance and/or colour of the products, which may therefore differ from the representations, illustrations or descriptions given in the Lea Ceramiche advertising materials. Such differences shall in no way be deemed to be faults and/or defects in the ceramic materials, but rather intrinsic features of the specific products. All ceramic materials that imitate natural stone differ in color and nuances, and this cannot in any way be considered as a product defect, but rather a characteristic of these types of products.



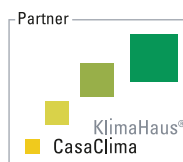
iso 14001



iso 9001



emas



casaclima ***



leed*



marchio CE



leed**

* LEED
Lea Ceramiche, tramite la holding Panariagroup Industrie Ceramiche S.p.A., è socio ordinario del Green Building Council e del GBC Italia. Through Panariagroup Industrie Ceramiche S.p.A., Lea Ceramiche is an ordinary member of the Green Building Council and the GBC Italia. Par le biais de Panariagroup Industrie Ceramiche S.p.A., Lea Ceramiche est membre ordinaire du Green Building Council et du GBC Italia. Lea Ceramiche, durch die Holding Panariagroup Industrie Ceramiche S.p.A., ist ordentliches Mitglied von dem Green Building Council und dem GBC Italien. Lea Ceramiche, a través del holding Panariagroup Industrie Ceramiche S.p.A., es miembro afiliado del Consejo Construcción Verde y del Consejo Construcción Verde de Italia.

** LEED
Il contenuto di materiale riciclato "pre-consumo" delle serie Bio Recover, Grande Pierre, Bio Lumber, System L2 è del 40%, come certificato da ente esterno qualificato (certificato disponibile sul sito www.ceramichelea.com). Dreaming is produced with 40% of pre-consumer materials, as certified by a qualified external company (certificate available on the website www.ceramichelea.com).

*** CASACLIMA
Lea Ceramiche, tramite la holding Panariagroup Industrie Ceramiche S.p.A., ha ottenuto la certificazione Partner Casaclima. Through Panariagroup Industrie Ceramiche S.p.A., Lea Ceramiche has obtained the Partner Casaclima certification. Par le biais de Panariagroup Industrie Ceramiche S.p.A., Lea Ceramiche a obtenu la certification Partner Casaclima. Lea Ceramiche, durch die Holding Panariagroup Industrie Ceramiche S.p.A., hat die Bescheinigung als Partner Casaclima bekommen. Lea Ceramiche, a través del holding Panariagroup Industrie Ceramiche S.p.A., ha obtenido la certificación Partner Casaclima.



ADIMEMBER





LEA CERAMICHE HA SCELTO MICROBAN®, IL LEADER MONDIALE NELLA PROTEZIONE ANTIBATTERICA

*LEA CERAMICHE CHOOSES MICROBAN®,
THE GLOBAL LEADER IN ANTIMICROBIAL TECHNOLOGY*

PROTEZIONE 24 ORE SU 24
24/7 COVERAGE

EFFICACE CONTRO MACCHIE E ODORI CHE CAUSANO BATTERI
EFFECTIVE AGAINST STAIN AND ODOR CAUSING BACTERIA

MOLTEPLICI APPLICAZIONI ED UTILIZZI
MULTIPLE APPLICATIONS

TRATTAMENTO PERMANENTE
PERMANENT PROTECTION

INTEGRATA NELLA PIASTRELLA
INTEGRATED IN THE TILE

EFFICACE SU OGNI SUPERFICIE
EFFICIENT ON ANY SURFACE

MEETING

06/2015



LEA

CERAMICHE

LEA CERAMICHE
Via Cameazzo, 21
41042 Fiorano Modenese
Modena Italy

Tel +39 0536 837811
Fax +39 0536 830326
info@ceramichelea.it
www.ceramichelea.com

Panariagroup Industrie Ceramiche
S.p.A.

SHOWROOM LEA CERAMICHE
Via Durini, 3
20122 Milano

Tel +39 02 76011406
showroom_milano@ceramichelea.it

LEA NORTH AMERICA, LLC
800 Clanton Road, Suite N
Charlotte, NC 28217

Tel +1 704 522 6300
Fax +1 704 522 6080
info@leausa.us
www.leausa.us